

AEROTM
CONCHEM LLP

AN ISO 9001 : 2008 CERTIFIED COMPANY

AEROFLEX G

Two Component Gun Grade Polysulphide Joint Sealant

Description

AEROFLEX G is a two component polysulphide sealant which, when mixed together, cures to form a flexible rubber seal. It gives excellent adhesion to glass, metals, concrete, masonry, wood, plastics, and many other building substrates. It is capable of withstanding repeated extension and compression without loss of adhesion. AEROFLEX G gives outstanding resistance to deterioration by weathering, oils, fuel, water, ultra violet, ozone etc, remains unaffected by most alkalis, and dilute acids.

Standard Compliance

British Standard: BS:4254 : 1983

Indian Standard: IS 12118 (PT 1 & 2) – 1987

ASTM C-920-87, Type M, grade NS, Class 25.

Uses

Sealing of expansion, contraction & construction joints in building structures such as :

- Basements and subways
- Retaining walls & floors
- External walls and claddings of high-rise buildings
- Roof terraces & ceilings especially structural expansion joint running through the ceiling.
- Sealing of dynamic structural cracks.

Advantages

- Excellent chemical resistance.
- Excellent UV resistance.
- High movement accommodation.
- Resists Jet fuels and Aviation fuels.
- Cure at ambient temperature to a tough, elastic &
- Flexible rubber like material.
- Bonds strongly to most of the building materials.
- Durable, remains unaffected by UV rays, Ozone and weathering conditions.
- Resistant to water, salt water, 10% diluted, acids except nitric acid, 10% alkalis, most of the

Instruction For Use

Surface Preparation

- Surface preparation is the most important step before application of sealant to get best results and to avoid failure.
- The joint surface must be dry, free from dust, coatings, bituminous mastics, concrete curing agents, mould release agents, oils, greases and loose particles.
- Clean the joint surface by wire brush and sanding with emery paper.
- Remove dust by compressed air or paint brush.
- Wipe out oil & grease with a cleaner.

Back Up Material

Insert compressible polyethylene, polyurethane, thermocol foam, neoprene, polyethylene, butyl rods as a back-up material to control depth of sealant in the joint & to provide support for tooling of the sealant.

Typical Properties & Specifications:

Sr.No	Properties	Specification
1	Form	Twp-part compound Base : Paste, Hardener : Paste
2	Colour	Grey (mixed)
3	Specific Gravity	1.60 – 1.65 kg/lit.
4	Staining	Nil
5	UV Resistance	Good
6	Chemical Resistance	Excellent
7	Movement Accommodation	30 % in Butt joints, 50 % in Lap joints
8	Pot Life	Min. 2 hrs at 30 °C
9	Setting Time	18 hrs. at 30 °C
10	Cure Time	7 days at 30 °C
11	Flash Point	Over 65 °C

Priming

Apply two coats of AEROSEAL PRIMER by brush on the sides of the joint surface at an interval of 30 minutes.

Masking Tape

Apply masking tape such as self-adhesive polyethylene, cellophane or cloth tape on both edges of the joint. It is used to improve the neatness of the finished seal by protecting the face edges of the joint. It may be removed immediately after tooling of the sealant.

Mixing


The Base and Hardener compounds supplied are packed in pre- weighed quantity as per the mixing ratio. After the application of Primer, mix the material of individual container. Transfer entire quantity of Hardener to the Base compound tin and mix it thoroughly to a uniform, homogenous grey colour. Mixing can be done manually with spatula/palette knife or special flat stirrer attached to a low speed electric mixer less than 500 r.p.m.

Application

Apply the mixed gun grade compound by means of a spatula or by filling into a plastic cartridge which is then placed into the hand held caulking gun into the joint. Avoid application below 10°C temperature.

Tooling and Finishing

It is desirable that a smooth surfaces is obtained. Tool the sealant by pressing the puffy knife or flat tool against the sealant surface, moving along the length of the joint. Tooling breaks air bubbles and exposes any air pockets present. Tooling compresses the sealant, thus promoting adhesion to the joint sides.



AEROTM
CONCHEM LLP

AN ISO 9001 : 2008 CERTIFIED COMPANY

AEROFLEX G

Two Component Gun Grade Polysulphide Joint Sealant

After tooling, the masking tape should be removed immediately. Soap solution can be used to smoothen the sealant surface.

Tools Cleaning

Tools and equipment can be easily cleaned with a AERO TOOL CLEANER.

Estimating Of Quantity

To estimate quantities of sealant required, the formula given below can be used to calculate the number of (1 Kg or 5 Kg) tins needed. To calculate the weight (in Kg.) of sealant required for a joint of particular length (in meters), the following formula can be used : Weight in Kg = $(1.6 \times W \times D \times L) / 1000$ Where W & D are in mm and L is in metre, Example : (1) W (Width of joint) = 10 mm (2) D (Depth of joint) = 10 mm (3) L (Length of joint) = 12.5 mtr; Weight in Kg = $(1.6 \times 10 \times 10 \times 12.5) / 1000 = 2.00$ Kg of sealant, Estimates for AEROFLEX G Primer are arrived at as below : 1 Litre of AEROFLEX G Primer would cover 6 to 7 m² of joint area or about 1 litre of AEROFLEX PRIMER would be required for 30 Kg of AEROFLEX G sealant.

Packing

AEROFLEX G is supplied in 1 kg. 5 kg. containers

Shelf Life & Storage

AEROFLEX G has a shelf life of 12 months from date of manufacture when kept at a temperature between 5 °C to 45 °C and store in the original, unopened bags. All material shall be stored under cover in a manner that will prevent damage preferable on pallets and protected from excessive heat and moisture. Do not freeze.

Quality Assurance

AERO CONCHEM LLP is a firm of Assessed Capability. The company's quality system conforms to ISO 9001:2008.

Health & Safety

AEROFLEX G should not come into contact with skin, eyes or be swallowed. Protective glasses should be worn during mixing and application. Should AEROFLEX G come into contact with skin, remove before hardening by washing with soap and water. Should accidental eye contact occur wash with plenty of water and seek medical advice. If swallowed seek medical advice immediately. Do not induce vomiting. For full health and safety data refer to Product Safety Data Sheet.

OUR RANGE OF PRODUCTS



CONCRETE ADMIXTURES



WATERPROOFING SYSTEMS



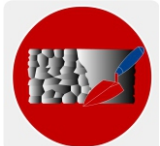
ENGINEERING GROUTS & ANCHORS



FLOORING SYSTEMS



CONCRETE REPAIRS & STRENGTHENING




READYMIX PLASTER & PUTTY



CURING COMPOUND & MOULD RELEASE AGENT



PROTECTIVE & DECORATIVE COATING



SEALANTS



ADHESIVE & BONDING AGENTS

Reg. Office:

201, Shrinath Square, Shuklanagar Char Rasta, Nr.Reliance Fresh Store, Mehsananagar Road, Nizampura - Vadodara - 24.

Phone:

(0265) 6556699, 2886535

Works:

Plot No. 265, Haridham Sokhada Road, Village - Sokhada, Dist. - Vadodara. State - Gujarat - INDIA.

E-mail:

sales@aeroconchem.com

Website:

www.aeroconchem.com